

Changes for accessing Staffordshire University library resources from August 2015 for Overseas Partner Students

From 4th August 2015 the old OpenAthens authentication system used by Overseas Staffordshire University students to login to eresources is changing to the same system as used by all Staffordshire University students.

This means the existing usernames starting with 'sta' (e.g. stapauljohnson0001) will no longer be required and that you can access the resources from the same library page as all Staffordshire University students.

Your new username will be communicated to you via your local College Administrator. Please contact them in the first instance if you do not receive your new username.

If you have any problems with your new account please contact our service desk at 3700@staffs.ac.uk with your full name and your local college number/ID

We hope you find using the library resources useful and rewarding to your research, however we recognise that accessing some of these resources can sometimes seem rather complicated, so to simplify things we have produced this short guide to help you login to our e-Resources with your new account.

And please remember that if you need advice on this or any library related task please contact your local librarian/administrator or the Library Help Desk at:

- email: ask@staffs.ac.uk

Login details

Student (includes Overseas partner students):

Your University ID provides all the information you need to log onto the majority of our eresources (ejournals, articles, ejournals etc.) This consists of a letter, six numbers and another letter.

- **University username** (format: 1 letter, 6 numbers and 1 letter)
e.g. **e123456x**
- **University password** (date of birth in the format: **ddmmyy**)
e.g. for **30th September 1972** the password would initially be **300972**

Accessing the e-resources for the first time:

IMPORTANT: the best web address to start you research from is now the main library page at:

<http://www.staffs.ac.uk/library>

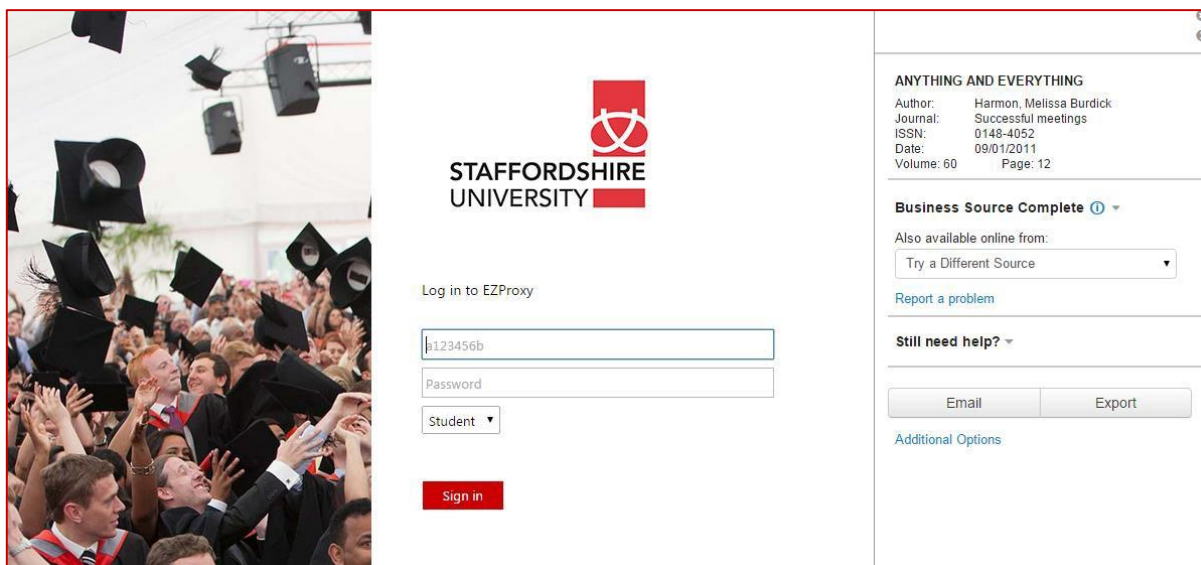
The screenshot shows the Staffordshire University Library Resources homepage. At the top, there is a navigation menu with links for Opening hours, Borrowing, Off-campus, Disabled access, About the Library, IT Facilities, For staff, All Support Guides, and A-Z of services. Below the navigation is a search bar with the text "Search for nearly everything on Summon:" and a "go" button. To the right of the search bar is an image of hands holding binoculars. Below the search bar are links for "eResources: Complete A-Z list", "eJournals by title", "Library Catalogue", and "Shrewsbury Catalogue". On the left side, there are sections for "Subject guides" and "Essentials...". On the right side, there is a "My Library Account" section with a "My Account" button and the text "Renew, reserve...". A red arrow points from the search bar to the text below.

You can search for online articles, eJournals, books & eBooks by using our new **Summon** search

The screenshot shows the Summon search results page. The search bar contains the text "anything and everything" and a "Search" button. Below the search bar, it says "568,966 results sorted by relevance". The results are displayed in a list format. The first result is "Anything and Everything" by Dieveney, Patrick, published in Erkenntnis, 02/2013, Volume 78, Issue 1. The second result is "ANYTHING AND EVERYTHING" by Melissa Buschick Harmon, published in Successful Meetings, 09/2011. The third result is "Evaluating.. Anything and Everything" by Rob Darrow, published in Library Media Connection, 11/2005. On the left side, there is a sidebar with filters. A red box highlights the filters, and a red arrow points from the search bar to the results.

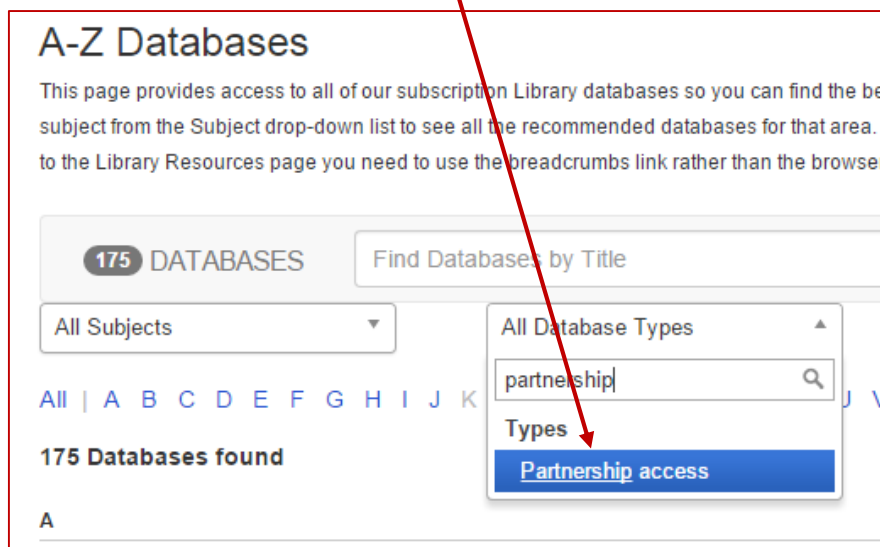
When you do a search in **Summon** you will get a list of results with links to full text and then you can refine the results with the filters on the left.

Each eResource/ebook/ejournal is different but you may see a screen which looks a bit like this



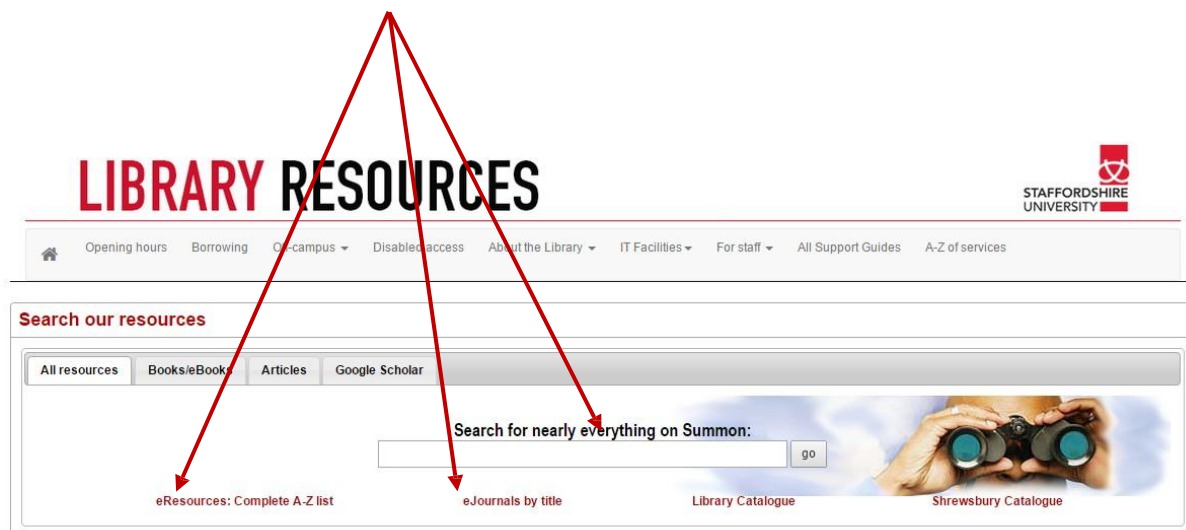
Enter your University account details as described on the first page of this guide and then you should get the full text (PDF) or a page with a link to the full text of the article.

You can also get a list of eresources by choosing **eResources: Complete A-Z list** and then choose or type Partnerships from the **'Database Type'** dropdown list



The other useful list is the **eJournals by Title** list where you can browse for ejournal titles (however **Summon** is better for finding the articles in these journals)

So there are three main options for finding online eresources from the **Library Resources** page:
[Summon - eResources: Complete A-Z list](#) - [eJournals by Journal Title](#)



If you have any problems accessing the eresources please email ask@staffs.ac.uk with the details of which eresource you are trying to access.